



# nyansapor™

## Hospitality

Get a clearer picture of your performance

### Hospitality business analytics provides the insight you need to add value

Why do you need to add value to the hospitality you provide, as some may ask? In the hospitality business, value is everything. The value you add to your service delivery, the value of customer perceptions, and the value added by timely strategic initiatives are all key to the success of your hospitality business.

**Nyansapor Hospitality™** provides a business analytics solution that helps hospitality businesses to easily obtain the improved insight needed to add value through increased operational efficiency, improved customer perception and retention, profit maximization, and higher staff morale.

Successful analytics is more than just the availability of a tool. Of critical importance is whether the tool provides a “best-fit” solution for your needs, and helps you tackle your challenges.

**Nyansapor Hospitality™** strives to provide a “best-fit” and easy-to-use analytics solution that helps address the challenges you often encounter in the hospitality industry, such as; customer value & satisfaction, revenue management, market & labor analytics, and marketing campaign management.

Shift analytics to the front-line of your hospitality business by making key information easily available to your front-line decision makers to help add value at every level.

Here are some of the ways in which you can use **Nyansapor Hospitality™**:

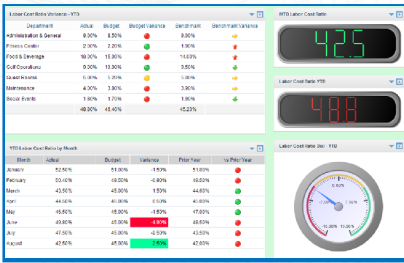
- ✔ As a hotel manager, you can easily analyze key hotel performance indicators such as Occupancy, RevPAR, and ADR in comparison to budgets, other periods, or benchmarks.
- ✔ Plotting the location of country club members and guests on a map, along with demographic data and the location of competitors enables you, the country club manager, to easily discover which areas you are in or missing out on.
- ✔ Provide your busy executives and managers with an easier way to monitor key metrics and performance indicators using dashboards & scorecards.

Start small and easily scale as your business grows

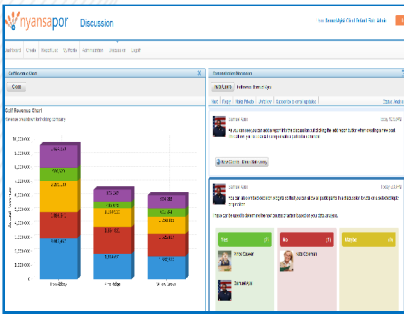
Non-disruptive integration with your existing systems such as PMS, POS, CRS, HR, and general ledger.

Choose **Nyansapor Hospitality™** to enable you:

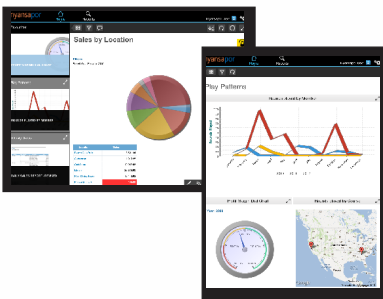
- ✔ Gain faster time-to-value with pre-built hospitality dashboards and reports
- ✔ Simplify deployment and maintenance
- ✔ Benefit from significant ROI & cost savings



personalized dashboard



discussion forum



mobile apps using iPad

## Self-service dashboards & reports

End-users can be empowered to extract, analyze, visualize, and monitor the information that matters most to them. Intuitive drag-and-drop tools and wizards enable users to create and/or modify dashboards & reports in a few simple steps. All this done easily and with minimum technical know-how.

## A step ahead with collaboration

Take your analysis and insight to the next level with Nyansapor's integrated collaboration tool. Our tool provides a mechanism for users to share and discuss their insight, leading to faster and smarter decision-making. Features include; threaded discussion forums, decision & polling widgets, comments, and annotations.

## Mobile access to analytics

End-users can securely access their dashboards and reports on mobile devices, via native apps for iPhone and iPad. There is no need to re-create anything mobile-specific. All reports and dashboards created via the application are immediately available on mobile devices. Available interactive features include commenting, emailing, filtering, and drilling. Stay in touch and up-to-date...just connect and tap!

Nyansapor is a single integrated analytics application. No need to install additional modules or report servers.

## Combine Data Sources

Grab, merge, analyze, and report from multiple data sources, no matter where the data resides.

## Operating System Neutral

Deploy on any major operating system including Windows, Linux, Solaris, and Mac OS.



Cost-effective with flexible licensing options.

## For further information, contact:

Nyansapor Analytics  
1150 1st Avenue, Suite 501  
King of Prussia, PA 19406

[sales@nyansapor.com](mailto:sales@nyansapor.com)

[www.nyansapor.com](http://www.nyansapor.com)